



Form N°14 - Instructions for using the ejaculate-collecting device

1



Required equipment
1 Funnel (a)
1 Collection tube (b)

2



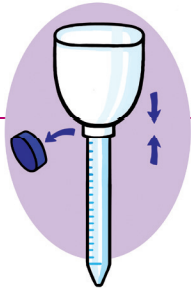
Wash hands and penis thoroughly with soap and water, rinse well and dry.

3



Open the sterile wrapping.

4



Remove the blue stopper of the collection tube (b) and fix the funnel (a).

5



Remove the cover and ejaculate into the funnel. **Ensure that the whole ejaculate enters the collection tube**, it can take a few minutes.


6



Remove and throw the funnel.

Close the collection tube firmly with the enclosed blue stopper.

7



Bring the tube containing the ejaculate to the laboratory, carry it close to the body to maintain the temperature.